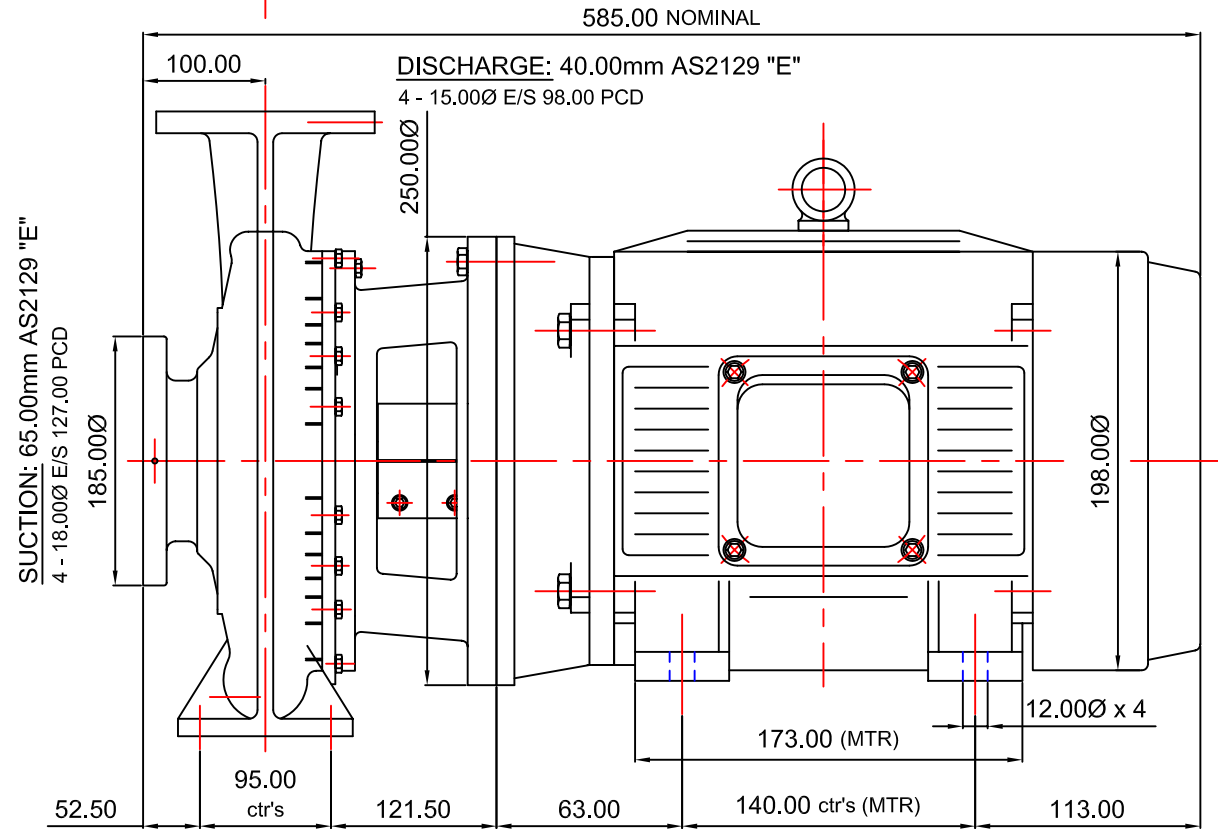
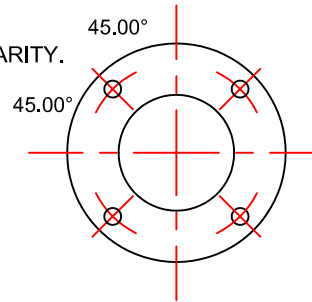
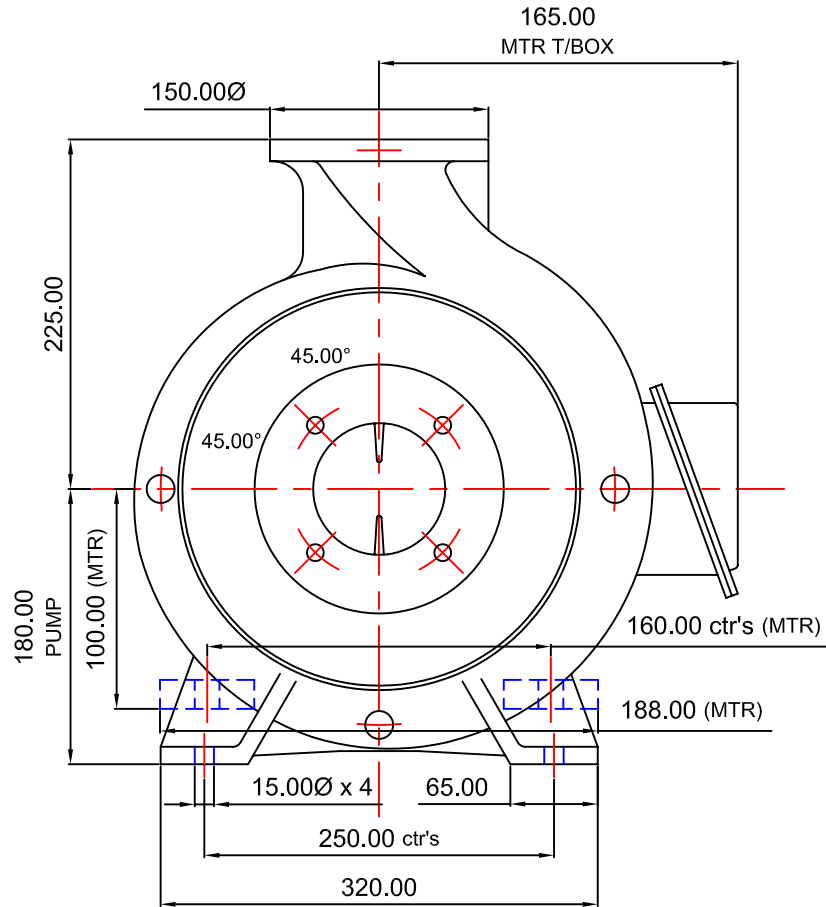


STANDARD DETAIL NOTES:

THIS IS A DIAGRAMMATIC REPRESENTATION AND CERTAIN DETAILS REMOVED FOR CLARITY.

IMPORTANT: ALL DIMENSIONS INDICATED ARE NOMINAL.

IMPORTANT:
THIS DATA IS RELEASED FOR
REFERENCE ONLY.



REVISION

THIS DATA REMAINS THE PROPERTY OF STALKER ENGINEERING. NO DATA MAY BE REPRODUCED WITHOUT PRIOR CONSENT OF COMPANY. DATA MAY BE ALTERED WITHOUT NOTIFICATION.

AS1100 3rd ANGLE PROJECTION

DO NOT SCALE

GENERAL TOLERANCES

METRIC +/-0.400mm
IMPERIAL +/-0.015"

REFERENCE:

APPRVD:

CHECKED:

DRWN: AR

DATE:
17/07/2006

SCALE:
DIAGRAMMATIC

FILE REF:
REFER DWG NUMBER



STALKER PUMPS

www.stalkerpumps.com.au

DIMENSION OUTLINE DIAGRAMMATIC
ISO2858 65/40-250 CC SERIES 2.2kW & 3kW 4P 100L
(EM034 EM035 MODULE 2)

DRAWING No: **2900ISOCCEM034035DIMA3**

A3