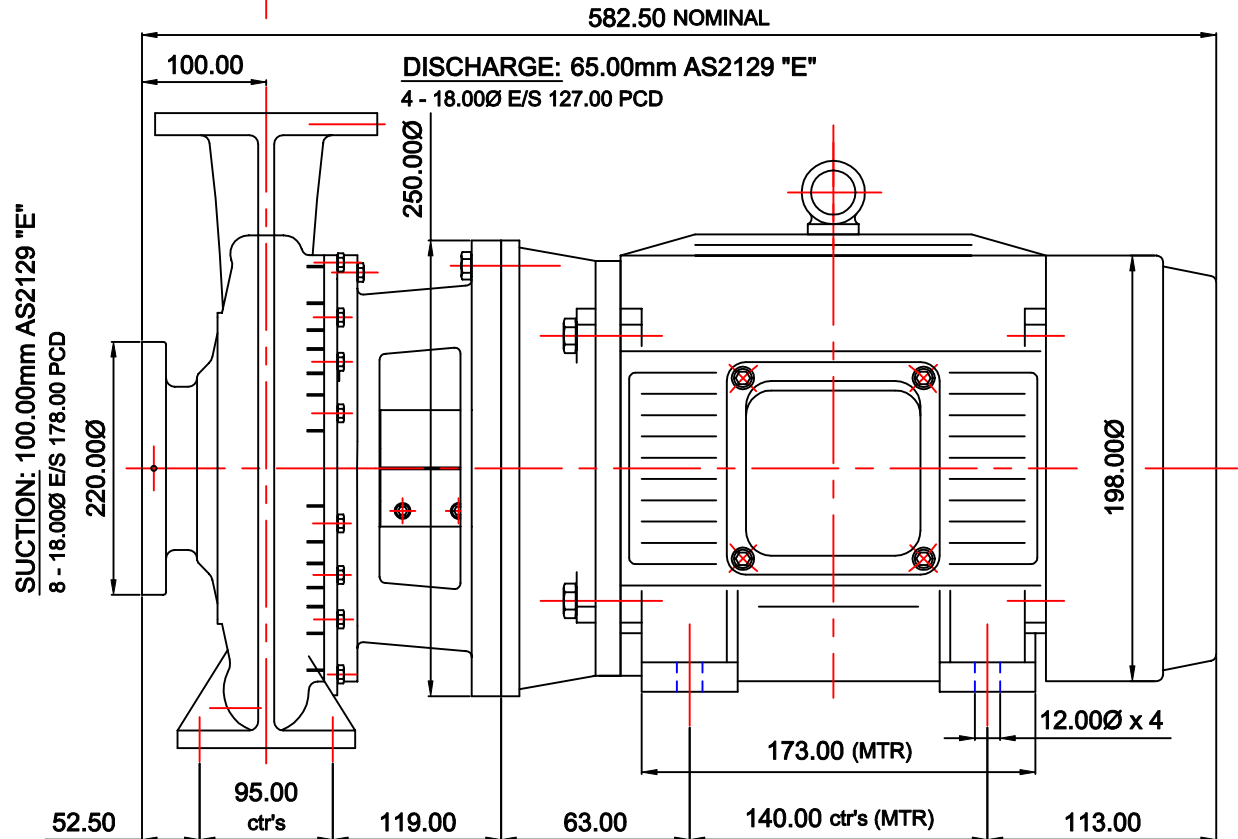
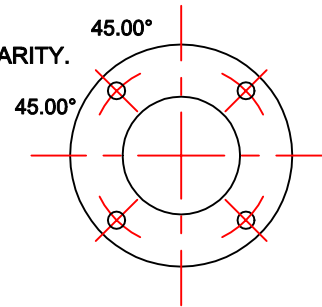
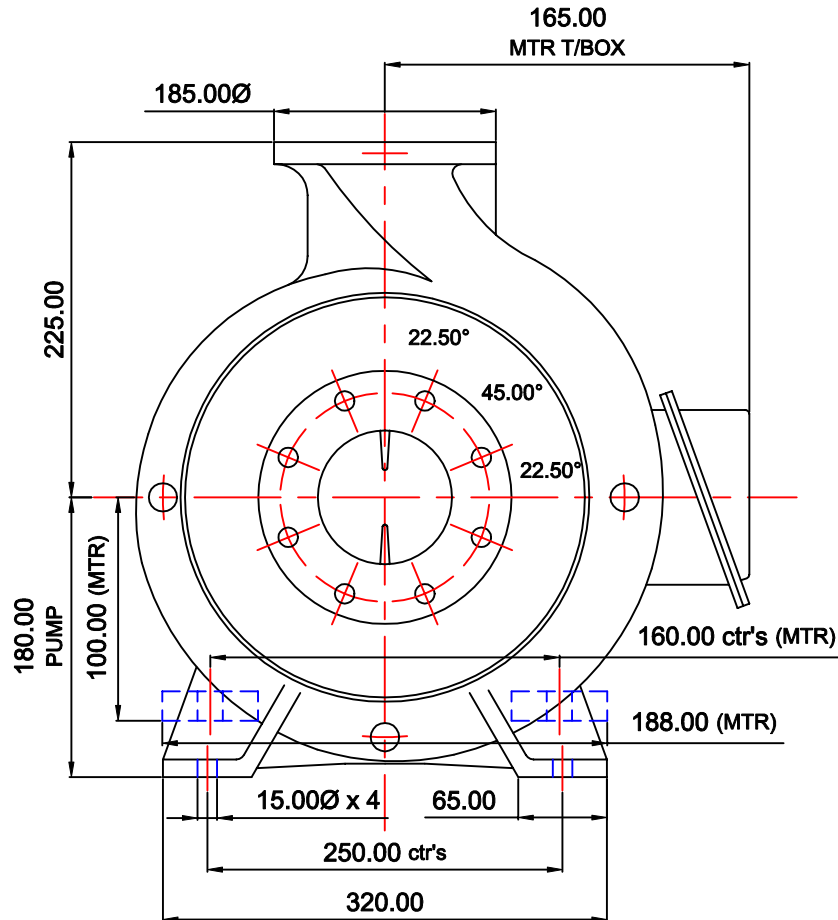


**STANDARD DETAIL NOTES:**

THIS IS A DIAGRAMMATIC REPRESENTATION AND CERTAIN DETAILS REMOVED FOR CLARITY.

**IMPORTANT:** ALL DIMENSIONS INDICATED ARE NOMINAL.**IMPORTANT:**  
THIS DATA IS RELEASED FOR  
REFERENCE ONLY.

REVISION

THIS DATA REMAINS THE PROPERTY OF STALKER  
ENGINEERING. NO DATA MAY BE REPRODUCED  
WITHOUT PRIOR CONSENT OF COMPANY. DATA MAY BE  
ALTERED WITHOUT NOTIFICATION.

AS1100 3rd ANGLE PROJECTION

**DO NOT SCALE****GENERAL TOLERANCES**  
METRIC +/-0.400mm  
IMPERIAL +/-0.015"

REFERENCE:

APPRVD:

CHECKED:

DRWN: AR

DATE:  
28/03/2003SCALE:  
DIAGRAMMATICFILE REF:  
REFER DWG NUMBER**STALKER PUMPS**[www.stalkerpumps.com.au](http://www.stalkerpumps.com.au)DIMENSION OUTLINE DIAGRAMMATIC  
ISO2858 100/65-200 CC SERIES 2.2kW & 3kW 4P 100L  
(EM034 EM035 MODULE 2)DRAWING No:  
**4600ISOCCEM034035DIMA3****A3**